

KENDRIYA VIDYALAYA, BEHOLI, SAMALKHA
HOLIDAY'S HOMEWORK FOR SUMMER VACATIONS
SESSION 2021-22

CLASS : 5th

SUBJECT : ENGLISH

1. Practice for good handwriting daily by writing one page of handwriting.
(There will be a calligraphy (handwriting) competition after the summer vacations.)
2. Revise the syllabus covered so far.
3. Learn two poems on the topics each "Health and Hygiene" and "Mother Nature" and present it in form of video (make sure you are wearing your uniform)
4. Make a collage of the things you like to do or have in summers.
5. Create a best out of waste.
6. Write a journal on your daily routine everyday.

er est

Name: _____

Comparative Adjectives

Directions: Using adjectives from the box, write comparative adjectives to complete the sentences. (Some words may be used in more than one sentence.)

sharp	small	big	flat	fast	slow	hard
-------	-------	-----	------	------	------	------

1. The eagle flies _____ than the canary.
2. Susie is the _____ girl in her class.
3. Dad said to find the _____ rock to make it skip.
4. The snail is much _____ than the mouse.
5. Cam's team was the _____ in the race.
6. My pencil is the _____ one at the table.
7. My sister's maze was _____ than the one I did.

Directions: Write a sentence with a comparative adjective of your own.

.....

.....

.....

.....

Name: _____

Find the adjectives

Circle the adjectives in the sentences. Color the pictures when you have finished.

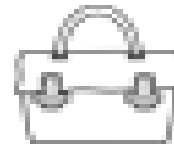
The brown dog was hungry.



The little girl was crying.




My mum has a spotty bag.




I saw a big jet flying.



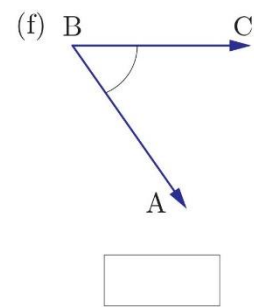
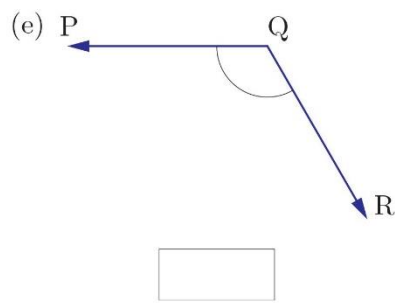
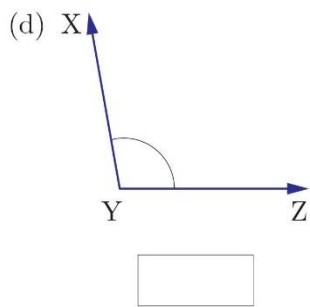
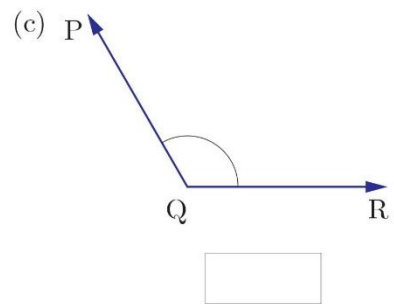
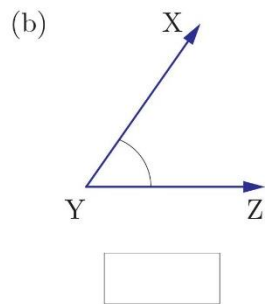
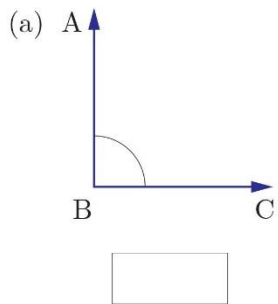
I love my soft pillow.



- 1 Observe the following shapes. Tick right (✓) the open shapes and cross (✗) the closed shapes.



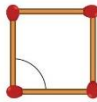
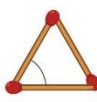

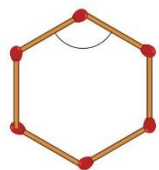
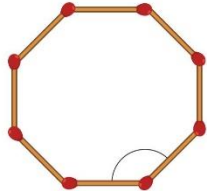
- 2 Measure the angles using a protractor (D).



NAME :

SECTION : ROLL No.

1 Five different shapes are made by matchsticks. Write the number of matchsticks used to make the given shapes and name the marked angles as acute angle, obtuse angle or right angle.

	Shapes	Number of matchsticks	Name of angles
(a)		_____	_____
(b)		_____	_____
(c)		_____	_____
(c)		_____	_____
(d)		_____	_____

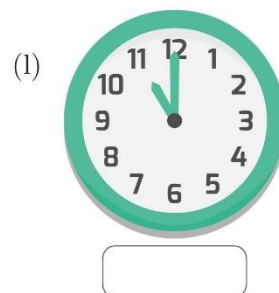
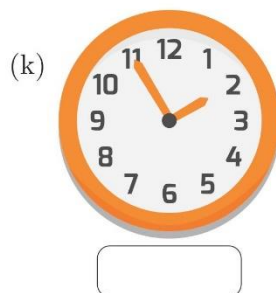
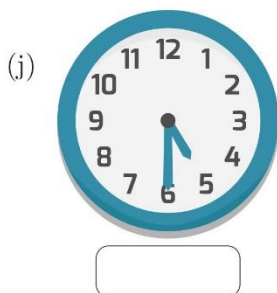
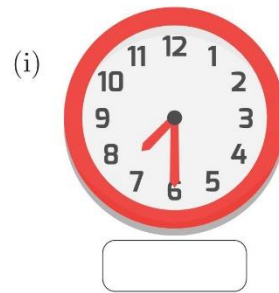
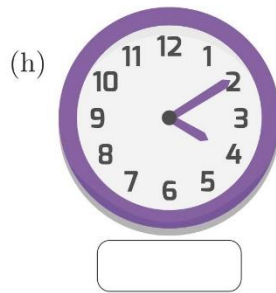
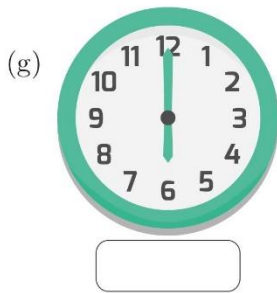
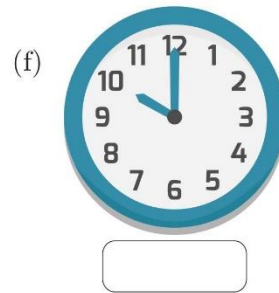
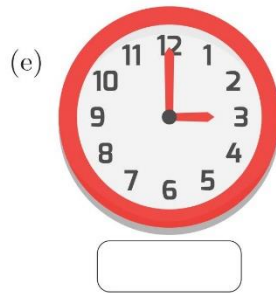
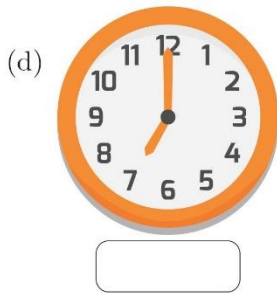
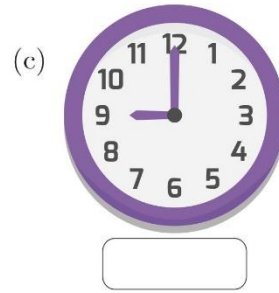
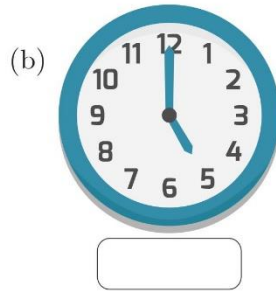
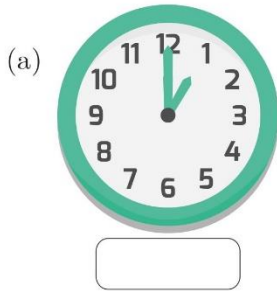
2 Write the following angles as acute, obtuse, right or straight angles. One has been done for you.

- | | |
|------------------------------|-------------------------|
| (a) 40° = Acute angle | (b) 90° = |
| (c) 125° = | (d) 64° = |
| (e) 180° = | (f) 82° = |
| (g) 146° = | (h) 150° = |

NAME :

SECTION : ROLL No.

- 1 Write the type of angles acute, obtuse and right or straight which is made by the hands of the following clocks.




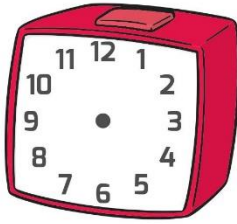
NAME :

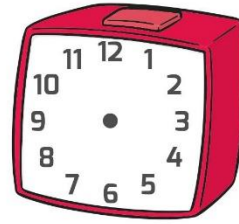
SECTION : ROLL No.

1 Draw the hands of the clock for the given angles. Also write the time in given box.


(a) Acute angle










(b) Obtuse angle









(c) Right angle








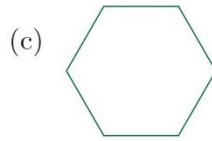
NAME :

SECTION : ROLL No.


1 Count the number of angles and write them in the given space.




.....



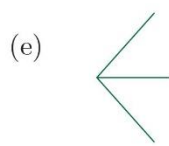
.....



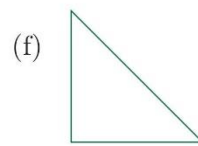
.....



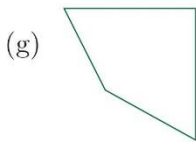
.....



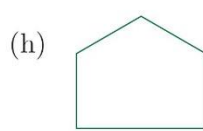
.....




.....



.....







.....



.....

2 Draw the following angles using a protractor.



NAME :

SECTION : ROLL No.

- 1 Below are some clocks without its hand. Draw the hands of the clock when they make a right angle. Also write the time.


(a)



(b)



- 2 Draw any two shapes of your choice to make different angles and also write the name of angle.



कक्षा 5th

विषय : हिन्दी

03/05/2021 से 20/06/2021 तक अवकाश रहेगा।

संकट का समय है , इतिहास गवा है" बड़े से बड़े संकट के बादल छट जाते हैं जब धर्ये रूपी छाते हृदय में खुल जाते हैं"

धर्य रखें , ईश्वर पर विश्वास रखें , सुरक्षित रहें।

गृहकार्य

* रोज एक पेज सुलेख लिखे

*नियमित कक्षा कार्य को लिख कर अभ्यास करें।

*रोज अखबार की मोटी मोटी हेडलाइन्स पढ़ें।

*रोज किताब पढ़ें।

* अपने बारे में रोज पाँच वाक्य लिखें।

निम्न विषयों पर निबंध लिखे : 10 पंक्तियां

-दीपावली

-दशहरा

-मेरा विद्यालय

-मेरी प्रिय पुस्तक

निम्न विषयों पर YouTube पर अभिभावक की उपस्थिति में कहानी देखें और अपने शब्दों में लिखें :-

1. शेखीबाज मक्खी

2. चालाक लोमड़ी

3. खरगोश और कछुआ

4. अकबर और बीरबल

5. चांद वाली अम्मा

गतिविधि

1 सूरज और चांद का चार्ट बनाए।

2कोई एक खिलौना अनावश्यक वस्तु से बनाए जैसे पुराने कपड़ों से गुड़िया, बोतल आदि से गाड़ी

3मास्क बनाए।

4 कोई एक कहानी सुनाते हुए अपना विडियो बनाए।

5करोना से बचाव हेतु वीडियो बनाए।

CHAPTER 3

FROM TASTING TO DIGESTING

1- Tick the food items that

(i) taste salty

Eggs	<input type="checkbox"/>	Cooked vegetables	<input type="checkbox"/>	Fish	<input type="checkbox"/>	Raw vegetables	<input type="checkbox"/>
------	--------------------------	-------------------	--------------------------	------	--------------------------	----------------	--------------------------

(ii) taste sweet

Curds	<input type="checkbox"/>	Tomatoes	<input type="checkbox"/>	Jaggery	<input type="checkbox"/>	Milk	<input type="checkbox"/>
-------	--------------------------	----------	--------------------------	---------	--------------------------	------	--------------------------

(iii) taste sour

Bread	<input type="checkbox"/>	Tamarind	<input type="checkbox"/>	Cashew	<input type="checkbox"/>	Sugar	<input type="checkbox"/>
-------	--------------------------	----------	--------------------------	--------	--------------------------	-------	--------------------------

(iv) taste bitter

Potato	<input type="checkbox"/>	Herbs	<input type="checkbox"/>	Bitter gourd	<input type="checkbox"/>	Amla	<input type="checkbox"/>
--------	--------------------------	-------	--------------------------	--------------	--------------------------	------	--------------------------

2- Fill in the blanks with appropriate words given in the box.

salt, sugar, jaggery, lime, junk food, proper food, chew, gulp, glucose, Beaumont, Martin, smell, hunger, energy, 30°C, Oral Rehydration Solution

- (i) We should eat food slowly and it well.
- (ii) One should be given a and solution when one has loose motion and vomiting.
- (iii) A drip is given to a patient for instant energy.
- (iv) Dr found that food is digested in the stomach by an acidic juice.
- (v) The food that is needed for proper growth and development of a child is called
- (vi) The temperature of our stomach is about
- (vii) Our changes our mood.
- (viii) Glucose gives to our body immediately.

This worksheet can be uploaded on any school website.

3- Give reasons.

(i) Sometimes people hold their nose before taking a medicine.

(ii) We cannot taste food properly when we have a cold.

4- Answer in one word or one sentence.

(i) Name the process of breaking down food in simple form in our body.

(ii) Name the liquid in the mouth that helps in digestion.

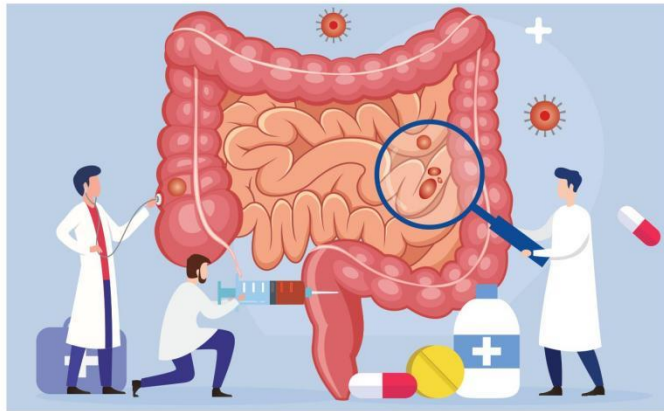
(iii) Name the muscular bag in our body that churns food.

(iv) What term is used for the food items like burger and pizza that makes a person unhealthy?

(v) The tiny bumps present on our tongue.

(vi) The Scientist who carried out many experiments on food and revealed many secrets about digestion.

5- Observe the picture and answer the following questions.



(i) Dr Beaumont did an experiment on digestion of food. What did he find in his experiment?

(ii) How is the digestion of food affected if a person is sad or not well?

6- How does our stomach help in the digestion of food?

7- What do you mean by proper food?

8- What happens when one eats the following?

(a) Improper food

(b) Insufficient food

9- How can you say that digestion begins in the mouth?

This worksheet can be uploaded on any school website.

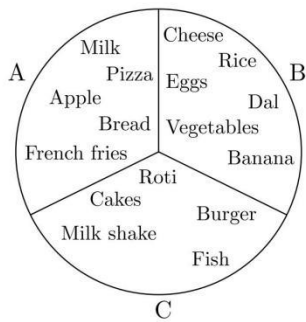
10- Observe the picture and answer the following questions.



(i) What is being given to the patient in the picture?

(ii) When and why is it given to the patient?

11- Look at the three groups of food and answer the following questions.



(i) Which group has a healthy combination of food items?

(ii) Which group will you choose and why?

(iii) Among the group chosen by you, which food item do you dislike?

12- Name any two food items which are:

(i) Sweet

(ii) Salty

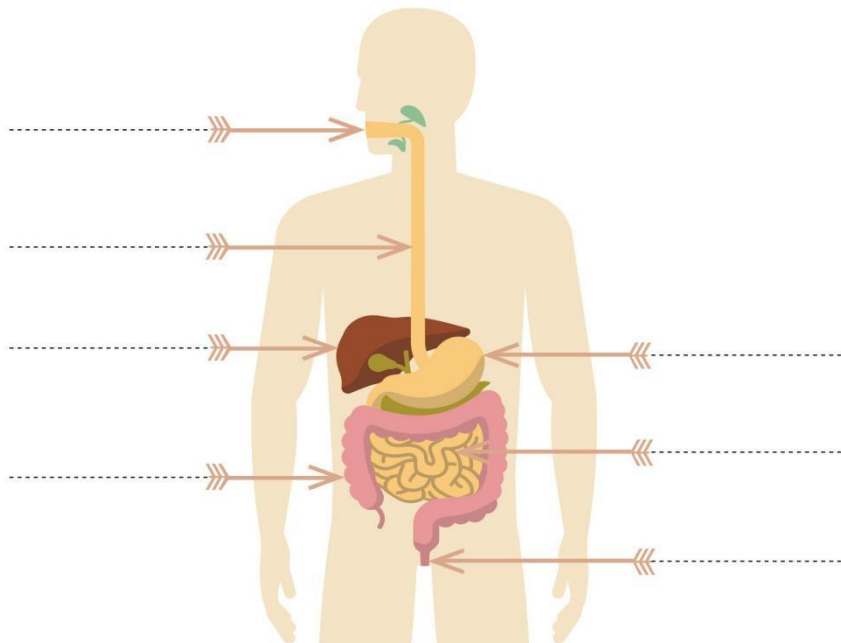
(iii) Bitter

(iv) Spicy

(v) Sour

13- Label the parts of the digestive system with the help of words given in the help box.

rectum, large intestine, esophagus, small intestine, stomach, liver, mouth



This worksheet can be uploaded on any school website.

14- Classify each food given below, according to the requirement of our body.



Fish




Chocolate



Egg



Apple



Bread



Cabbage



Butter



Beans

Growth and repair

Energy

Health

.....
.....
.....

15- Why should we have a balanced diet?

16- Why should we eat food slowly and chew properly?

17- Why do we feel weak when we suffer from loose motions?

18- What is the main function of the tongue?

19- What symptoms will a child show who eats junk food?

20- What symptoms will a undernourished child show?

21- Write 'T' for True and 'F' for False statements. If the statement is false, write the correct statement in the lines provided.

(i) A Person suffering from loose motions and vomitings, should be given warm milk to drink.

(ii) In Kalahandi district of Odisha, many labourers died in an accident.

(iii) Food like burger, pizza, samosa, etc keeps us healthy.

This worksheet can be uploaded on any school website.

(iv) We need a balanced diet to grow and develop.

(v) Onion and garlic can be identified by the sense of taste only.

- **Write Down 5 Input And Output Devices In Computer Notebook And Also Make A Diagram And Write Some Features Of These Input Output Device.**

Do these activity in MS WORD.

- 1. Open MS Word and write Five sentences about yourself and save the file with your name on the Desktop.
- 2. Open the file that you have just created write two more sentence about your parents and save the file with the name My Family in D: drive.
- 3. Open the file that you have just created and set the page, margin and orientation of the document for printing on a normal A4 size paper.
- 4. Open the file that you have just created and increase the font size to 16 , font style Calibri and save the file with the name MyFile in a folder.
- 5. Create a new file say Ruler and write Five points (1 to 5)about your country. Now adjust the space between the text and the point number using the Ruler handles

DO THESE QUESTION IN YOUR COMPUTER NOTEBOOK

Q 1. Name the first calculating device.

Q 2. Who is known as the father of modern digital computers ?

Q 3. Who is the world first computer programmer ?

Q 4. Name the technology or the basic component used in different generations of computers?

Q 5. Name any two supercomputers developed in India.

Q 6. What is the basic difference between a digital computer and an analog computer?

Q 7. Expand the following

i) EDSAC ii) UNIVAC iii) ENIAC iv) VLSI

Q 8. AI stands for _____ ?